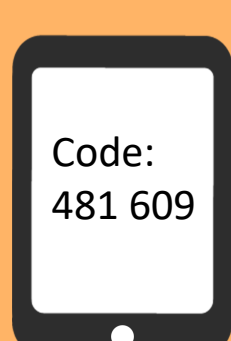


# Two Factor Authentication

or 2FA as it is often referred to

2FA is the method in which you are only granted access to your PC or accounts **after** you have successfully given **two pieces of evidence** to prove you are who you say you are.



## 2FA

is a security process, which means your account is much better protected.



### Part 1 of 2FA:

enter your password into your PC or account.



### Part 2 of 2FA:

Open the authentication app. You need to enter this code on your PC or account.




Using 2FA in your organisation means you are much **less vulnerable** to a **Cyber Attack**.



If a hacker manages to obtain your password, they are less likely to be able to access your account, unless they also have your mobile phone.




You can set it up to remember you, but if you login on a different device you will be asked for the second part of the 2FA again. Also...



## Microsoft

will **re-request** the second part of the authentication every **few weeks**, as an extra **security feature**.

You have the option to set up 2FA to pop up on your phone and ask you to **approve** or **decline** the login request. This may seem easier, but the **code option** is much **safer** and **recommended**.



At **projectfive** we use Two Factor Authentication. It is an extra security blanket and another way to help prevent a potential cyber attack for your business.

For more information, or if you would like to implement it into your business, get in touch with our friendly team.

01276 455466

